


# How to Paste the Text Content Correctly

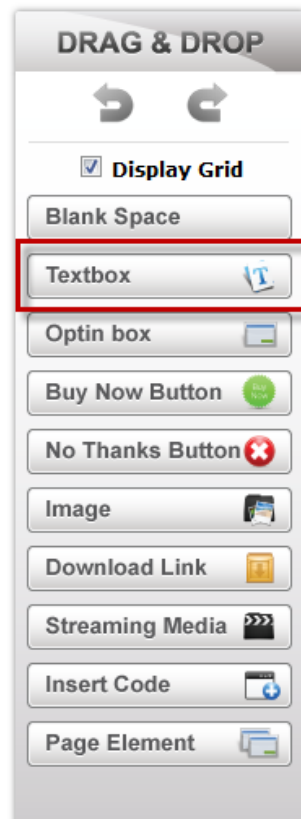
Do you know that the text content copied from Notepad and from Microsoft Word have a different way to paste in our Drag & Drop Editor? The content from MS Word sometimes contains the hidden style which FusionHQ doesn't support. Your text content will not display right. The content from Notepad is free of style.

Here's how:

**Step 1:** Go to the page where you want to paste the content.



**Step 2:** Use the "Textbox" element.



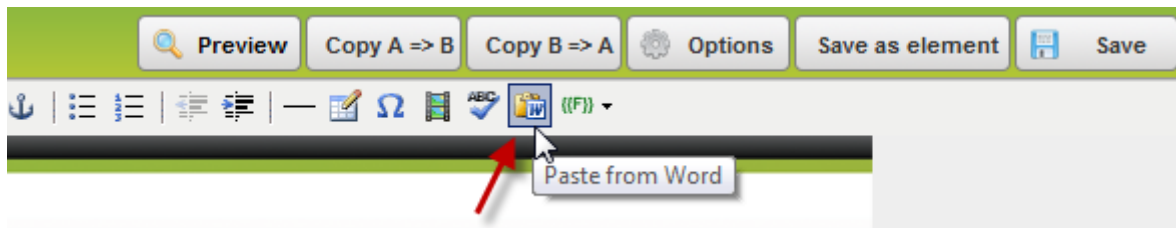
**Step 3:** Double click on the "Textbox" element or click the pencil icon to edit it.



**Step 4:** If you copy the content from Notepad, you can use the keyboard shortcut to paste it straight away by holding "CTRL+V" on your laptop/computer keyboard (Mac OS: command+V).



**Step 5:** If you copy the content from Microsoft Word, you need to use the "Paste from Word" option. It's the "W" icon on the far right.



Then you can edit the font style.