

# Template Editor Introduction (Version 2)

FusionHQ allows you to create your own template style from scratch or you can even customize the current free template to fit your own style. This document shows you what we have so you can work on each part correctly.



**Page Layout**

**Header**

Home   Intro to Physics   Give & Get   Overall Conclusion   **Menu**

**This is HEADER 1**

**This is HEADER 2**

**This is HEADER 3**

**This is HEADER 4**

**This is HEADER 5**

**Content Area**

**Body**

Lorem ipsum dolor sit amet, consectetur adipiscing elit. Quisque rhoncus tempor tristique. Vivamus a enim id ipsum fermentum aliquet. Ut tempus, metus eu auctor venenatis, tellus orci iaculis dolor, nec tincidunt ante neque vitae mi. Maecenas at augue vel nulla cursus consectetur. Sed eros erat, consectetur in bibendum at, fringilla in diam. Donec sit amet libero eu mauris porta sodales. Aliquam malesuada tristique libero at aliquam. Vivamus dolor nunc, euismod et mattis at, venenatis ut tortor. Mauris vel mollis lorem. Donec metus magna, mattis non vulputate et, placerat a sem. Pellentesque habitant morbi tristique senectus et netus et malesuada fames ac turpis egestas. Donec pellentesque blandit turpis ut mollis.

Donec rutrum tortor non odio placerat hendrerit. Quisque urna mi, imperdiet ut auctor id, porta et ipsum. In condimentum mi augue. Aenean sit amet ante massa. Nulla adipiscing mi at purus tempor interdum tempor risus posuere. Aliquam erat volutpat. Quisque luctus, mauris eu consequat sagittis, nisi quam tempus dui, eu porttitor est tellus ac dui. Phasellus sit amet tellus leo, non sollicitudin augue. Nunc porta risus non eros accumsan mollis. Phasellus volutpat tristique ante ac elementum.

- The Unordered List Item 1
- The Unordered List Item 2
- The Unordered List Item 3

Lorem ipsum sed aliquam  
 Sed lacus. Donec lectus. Nullam pretium nibh ut turpis. Nam bibendum. In nulla tortor, elementum vel, tempor at, varius non, purus. Mauris vitae nisi nec metus placerat consectetur. Donec ipsum. Proin imperdiet est. Phasellus dapibus semper urnasem.

- The Unordered List Item 1
- The Unordered List Item 2
- The Unordered List Item 3

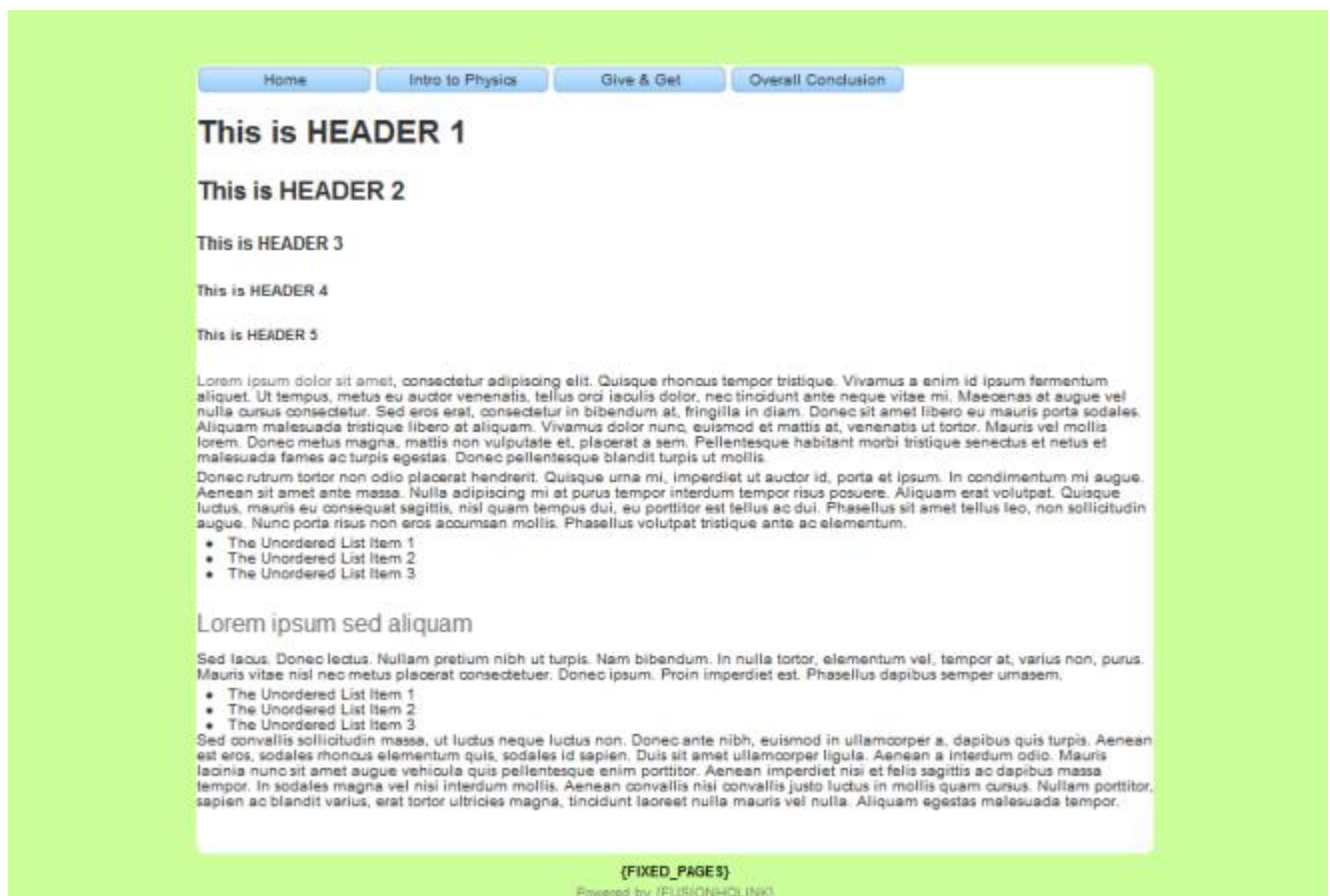
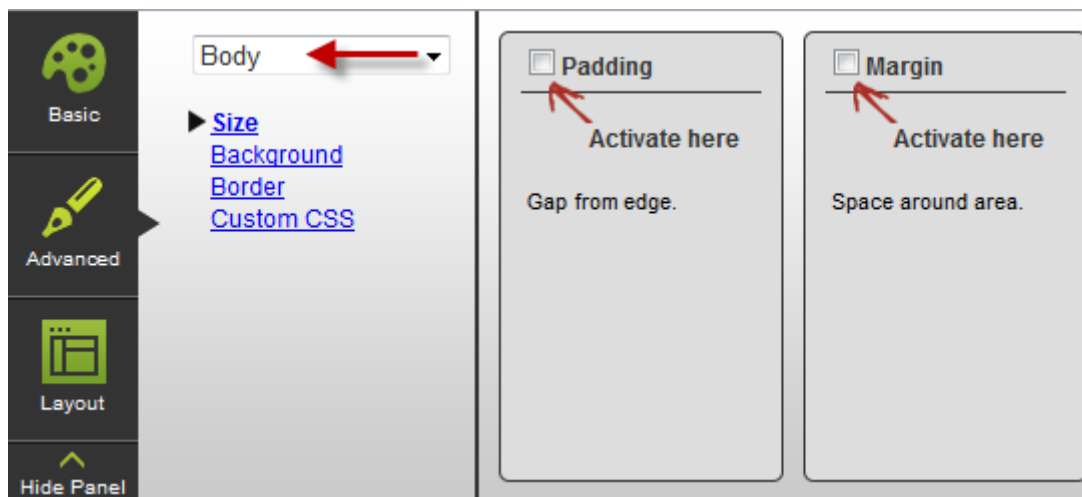
Sed convallis sollicitudin massa, ut luctus neque luctus non. Donec ante nibh, euismod in ullamcorper a, dapibus quis turpis. Aenean est eros, sodales rhoncus elementum quis, sodales id sapien. Duis sit amet ullamcorper ligula. Aenean a interdum odio. Mauris acinia nunc sit amet augue vehicula quis pellentesque enim porttitor. Aenean imperdiet nisi et felis sagittis ac dapibus massa tempor. In sodales magna vel nisi interdum mollis. Aenean convallis nisi convallis justo luctus in mollis quam cursus. Nullam porttitor sapien ac blandit varius, erat tortor ultricies magna, tincidunt laoreet nulla mauris vel nulla. Aliquam egestas malesuada tempor.

**Page Layout**

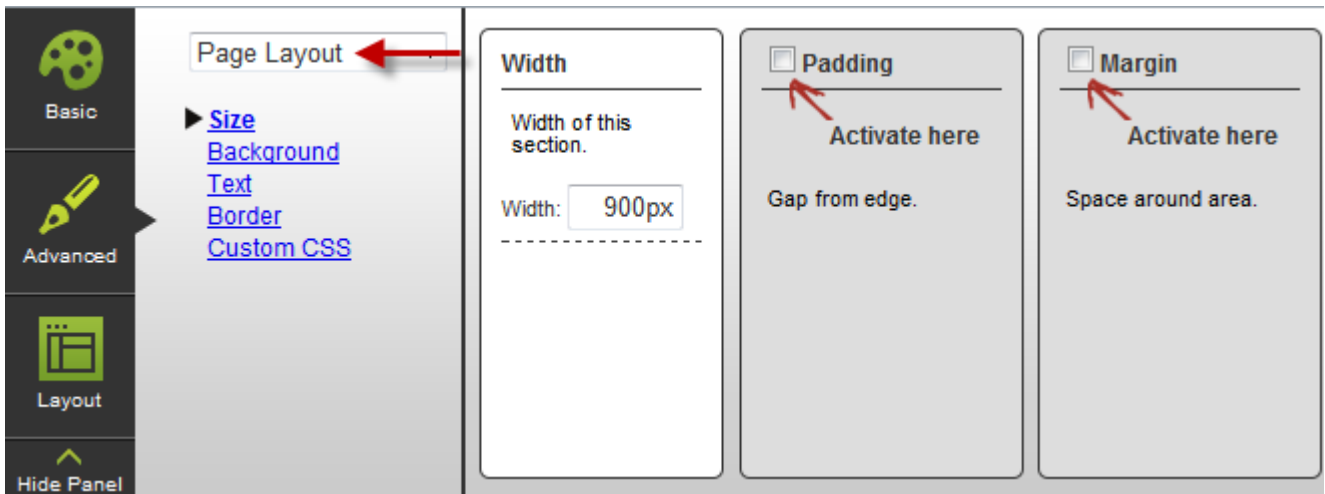
**Footer**

Powered by (FUSIONHQLINK)

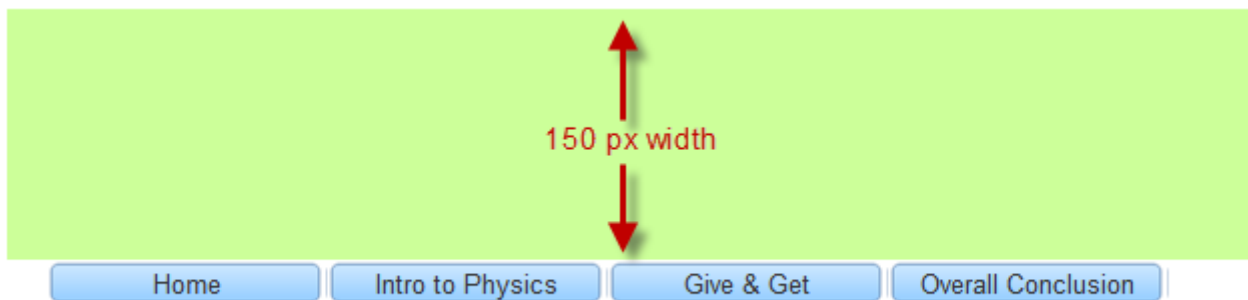
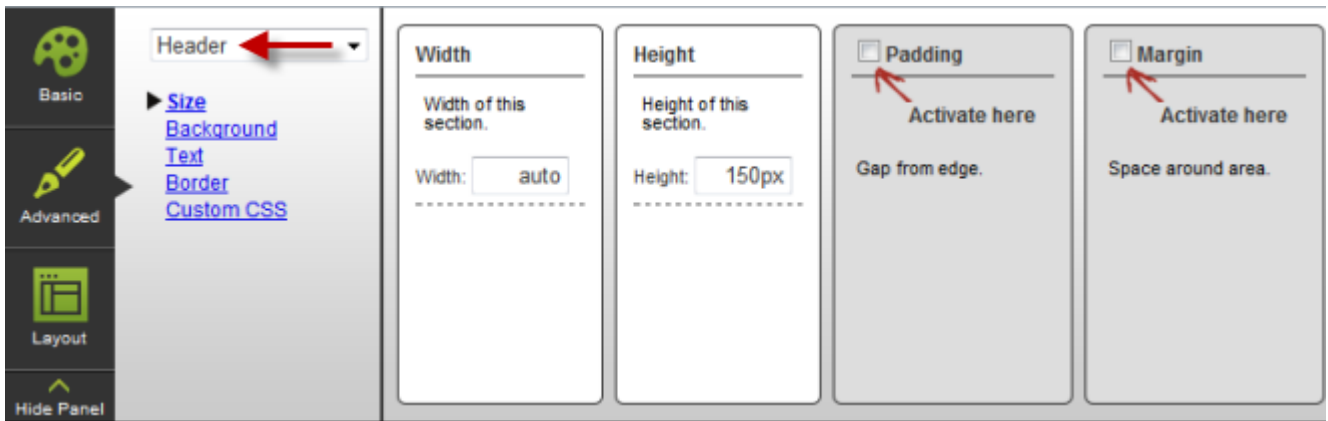
**Body:** the entire area of the template



**Page Layout:** the total area of Header, Content & Footer altogether



**Header:** the upper part of the template



**This is HEADER 1**

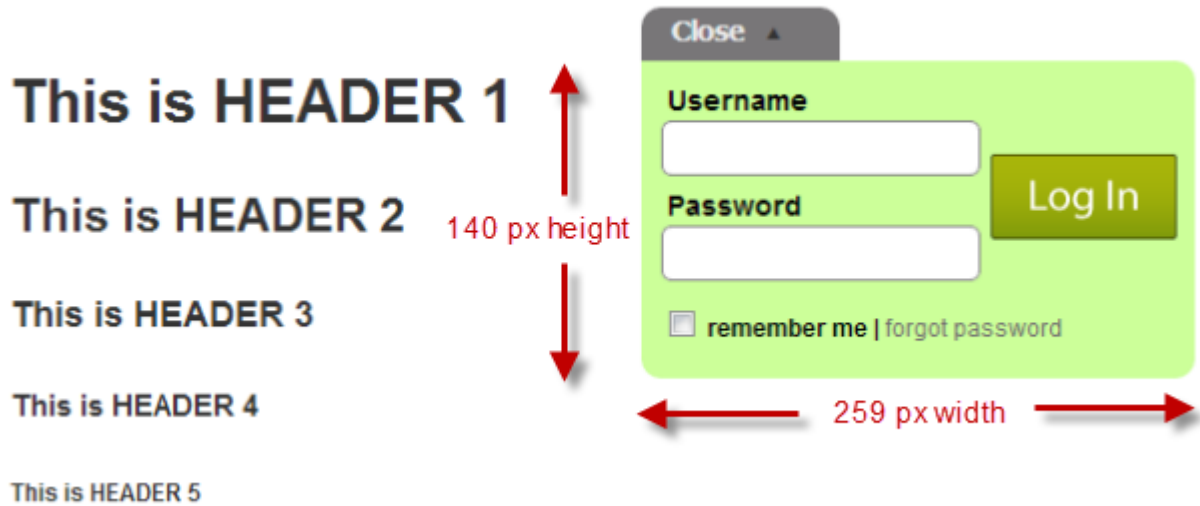
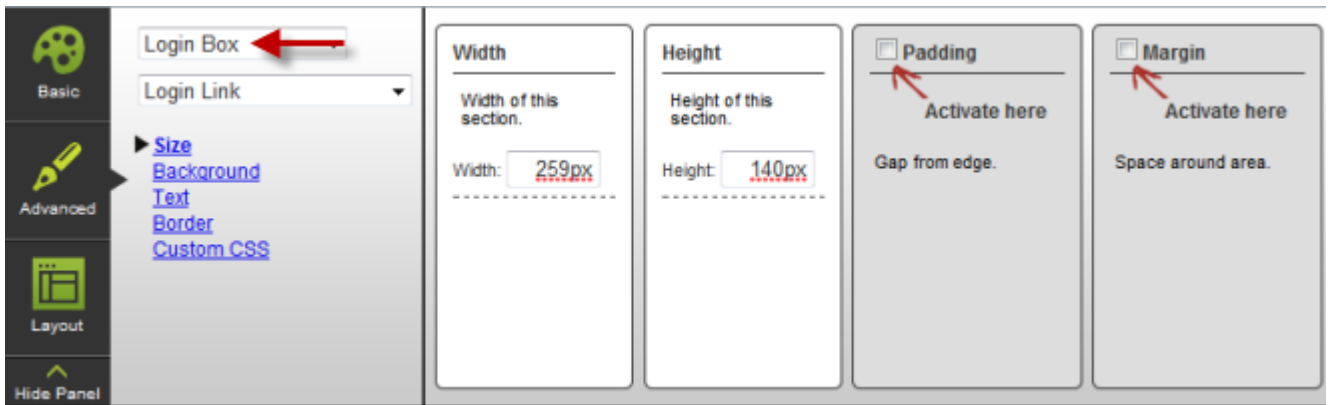
**This is HEADER 2**

**This is HEADER 3**

**This is HEADER 4**

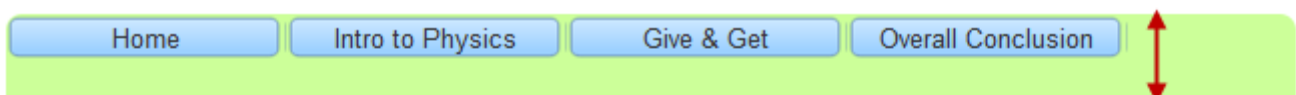
**This is HEADER 5**

**Login Box:** the element that allows your customers to input the log in details



**Menu:** the entire area of the navigation menus

The screenshot shows a design tool's configuration panel for a navigation menu. On the left is a vertical sidebar with icons for 'Basic', 'Advanced', 'Layout', and 'Hide Panel'. The 'Advanced' section is active, showing a 'Menu' dropdown with a red arrow pointing to it, and a 'Menu Bar' dropdown. Below these are links for 'Show', 'Size', 'Background', 'Border', and 'Custom CSS'. To the right are three panels: 'Width' (Width of this section, Width: auto), 'Height' (Height of this section, Height: 50px), and 'Menu Width' (Width of actual menu, Width: auto).



50 px height

**This is HEADER 1**

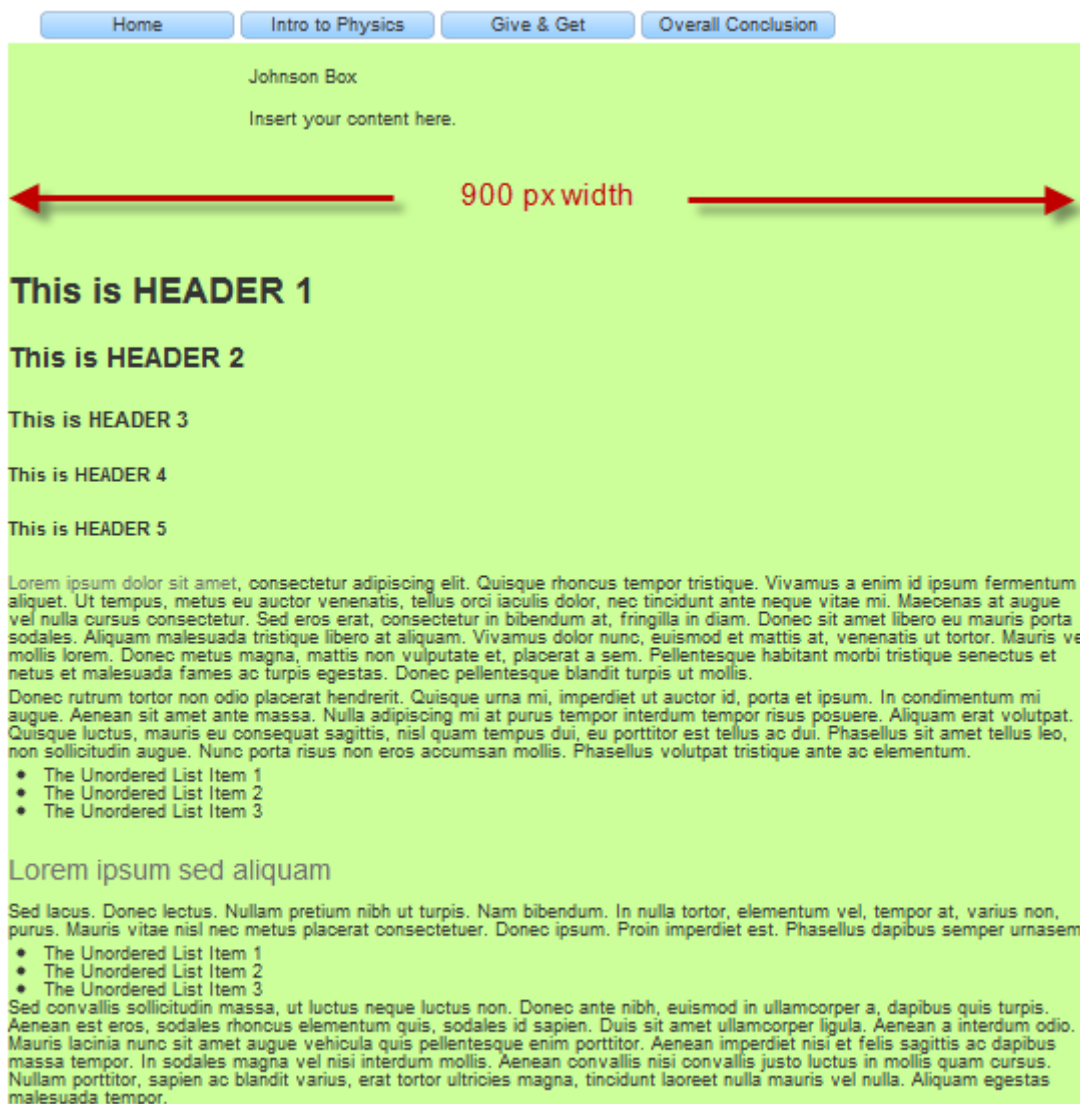
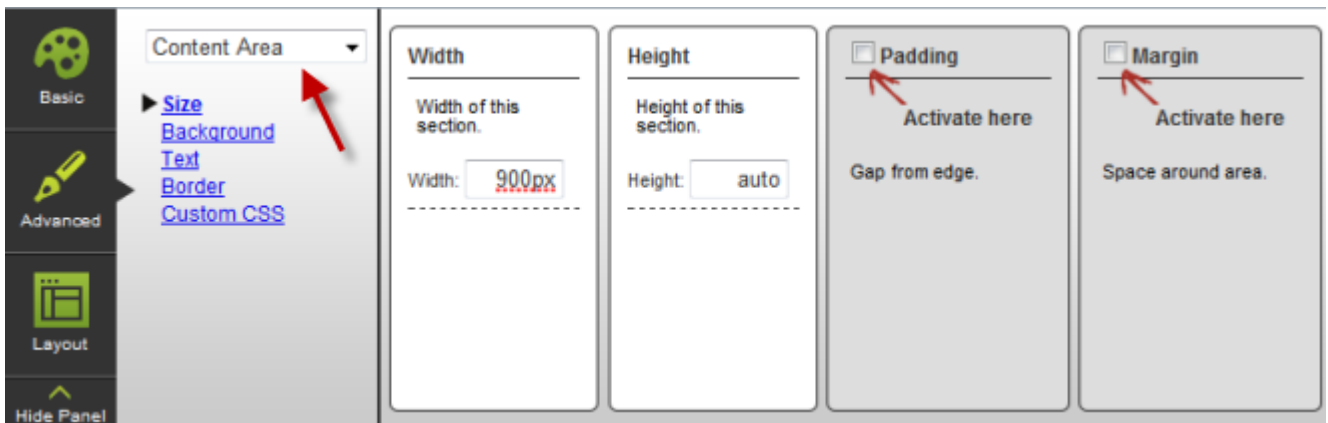
**This is HEADER 2**

**This is HEADER 3**

**This is HEADER 4**

**This is HEADER 5**

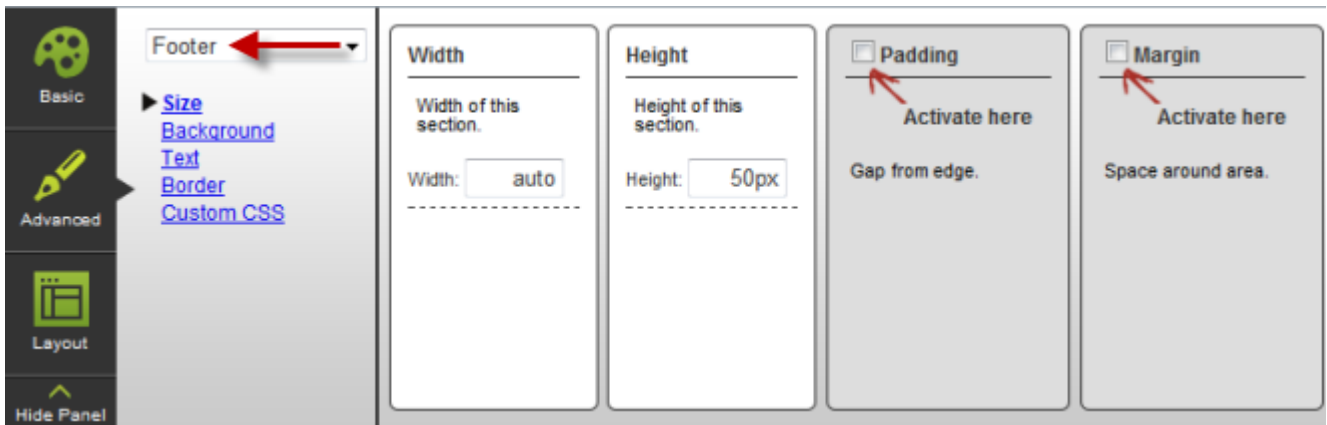
**Content Area:** the center area of the template where you put the content of the website excluding the Header & Footer parts



{FIXED\_PAGES}

Powered by {FUSIONHQLINK}

**Footer:** the lower part of the template



## Lorem ipsum sed aliquam

Sed lacus. Donec lectus. Nullam pretium nibh ut turpis. Nam bibendum. In nulla tortor, elementum vel, tempor at, varius non, purus. Mauris vitae nisl nec metus placerat consectetur. Donec ipsum. Proin imperdiet est. Phasellus dapibus semper urnasem.

- The Unordered List Item 1
- The Unordered List Item 2
- The Unordered List Item 3

Sed convallis sollicitudin massa, ut luctus neque luctus non. Donec ante nibh, euismod in ullamcorper a, dapibus quis turpis. Aenean est eros, sodales rhoncus elementum quis, sodales id sapien. Duis sit amet ullamcorper ligula. Aenean a interdum odio. Mauris lacinia nunc sit amet augue vehicula quis pellentesque enim porttitor. Aenean imperdiet nisi et felis sagittis ac dapibus massa tempor. In sodales magna vel nisi interdum mollis. Aenean convallis nisi convallis justo luctus in mollis quam cursus. Nullam porttitor, sapien ac blandit varius, erat tortor ultricies magna, tincidunt laoreet nulla mauris vel nulla. Aliquam egestas malesuada tempor.





**Custom Styles:** style of tags in page (eg. link, H1, H2)

[Home](#) [Intro to Physics](#) [Give & Get](#) [Overall Conclusion](#)

**This is HEADER 1**

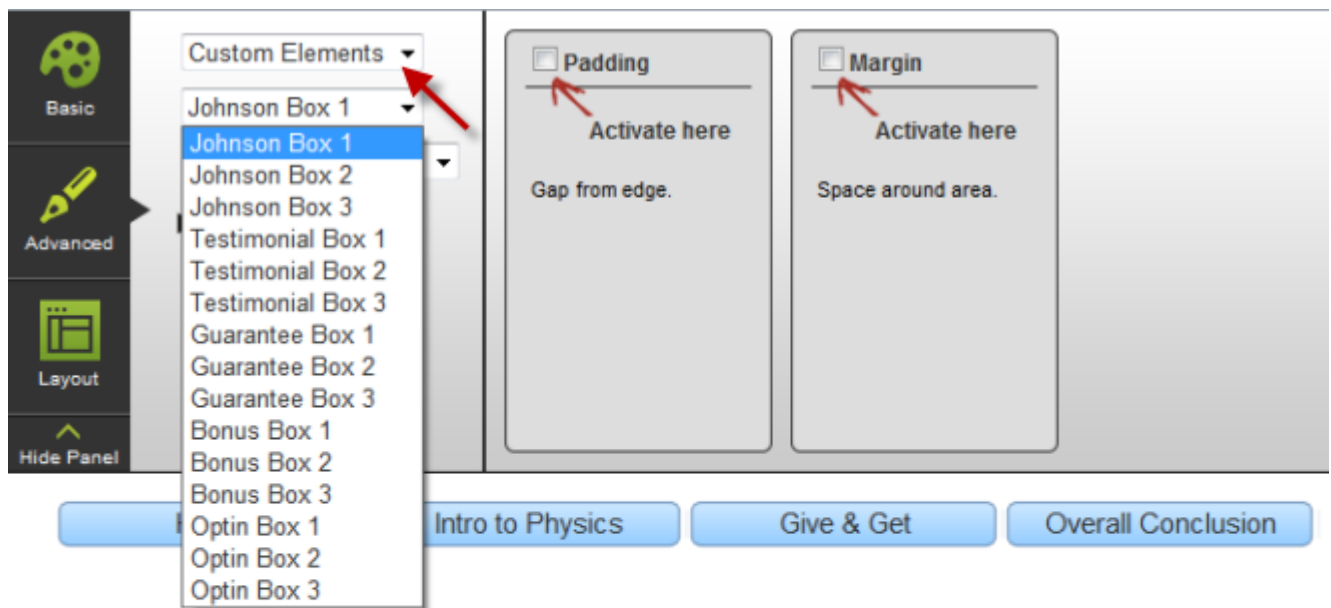
**This is HEADER 2**

**This is HEADER 3**

**This is HEADER 4**

**This is HEADER 5**

**Custom Elements:** the pre-made optional elements which you can insert to your template instantly



Johnson Box

Insert your content here.

**This is HEADER 1**

**This is HEADER 2**